

ACKNOWLEDGMENTS

We are grateful to the following for permission to reproduce copyright material:

© Konstantinos Moraiti, © Andrey_Lobachev, © Viktor, © InnaOgando, © Alekss / Fotolia

© WilleeCole Photography, © Rosa Jay, © liveostockimages, © studiovin, © Africa Studio, © sakarin nuchanong, © Bohbeh, © Stacey Newman, © Jan Martin Will, © suns07butterfly, © oksana2010, © BK foto, © Lev Kropotov, © Ioan Panaite, © Tischenko Irina, © Kaissa, © wk1003mike, © Veniamin Kraskov, © iprachenko, © 5, © BEAUTYofLIFE, © cherezoff, © Pixelbliss, © Tatiana Popova, © Rawpixel.com, © Freedom_Studio, © positivo, © Ruslan Kudrin, © Boofoto, © Designsstock, © Viktor1, © gresei, © Z-art, © domnitsky, © Maks Narodenko, © gmgmorst50, © GETSARAPORN, © topseller, © Andrey Osipets, © charles taylor, © AkeSak, © BUCHAKA ALEXANDER, © Chesky, © Spreadthesign, © Niyazz, © NYS, © Valentina Razumova, © Ink_Ass, © Hong Vo, © Irina oxilixo Danilova, © Ociacia, © Butterfly Hunter, © weerapon, © Michael Kraus, © senk, © Richard Peterson, © Ermolaev Alexander, © cawardlion, © Eric Isselee, © azure1, © rysp_z, © PardoY, © Zhukov Oleg, © josefauer, © Tania Zbrodtko, © Dan Kosmayer, © Karkas, © iceink, © Kordik, © Camptoloma, © Rezunov.V, © Mr. SUTTIPON YAKHAM, © cocoo, © Hal_P, © WEN WEN, © koosen / Shutterstock

INTRODUCTION

The *Kids' Adventures in English* (KAE) series consists of KAE 1–4, which correspond to levels 1 to 4 of the course developed to appeal to the interests of young learners the age of six and seven.

The aim of the KAE series is to teach some of the basic vocabulary and structures of the English language to children who are beginning their study of English. Learning takes place through oral and written exercises, involving the development of the child's listening skills.

Each level of the KAE series is independent in content, which makes it possible to use any of the four levels to teach students who have no previous knowledge of English. In addition to basic vocabulary and structures for these beginning students, each level introduces additional vocabulary and structures so as to interest and motivate students who have already studied English.

Of course, students who have not studied English before will, at the beginning of the level, need extra attention and guidance from the teacher. However, the content of each level is planned in such a way as to enable these students to integrate into the group, making it possible for them to fully participate in classroom activities in a short period of time.

The material of each lesson takes into account the stage of the student's development and growth within his or her particular age group. Meaningful situations have been created so that students may develop their capacity to think logically, reason clearly, and make associations.

Having the students observe and interpret pictures aims to:

- Develop mental awareness through the habit of association of ideas.
- Foster a critical inquisitiveness.
- Enable the students to use words, expressions, and statements in English to describe the situations presented in the pictures.

KAE 2

The aim of KAE 2 is to develop the students' speaking and listening skills. The observation and interpretation of pictures lead children to a discovery of the world around them and the words used to describe it, including situations where students learn about nature, meet people, and learn facts.

In KAE 2, students do not learn how to write the words they have learned orally. At this point in the child's development, when he or she is learning how to read and write in his or her native language, learning the written form of a foreign language (especially a foreign language like English which is not a phonetic language, that is, its written form does not correspond to the spoken form) would interfere with the teaching of reading and writing in the student's native language. For this reason, the exercises in KAE 2 aim to develop the child's coordination skills, listening skills, and visual perception, as well as his or her ability to make comparisons, to identify groups, and to judge distances; children also learn basics such as numbers and colors. English is used in all of these activities.

Some of the topics covered in KAE 2 are:

- The child's world, especially the home environment: the child's family and pets.
- Flowers and fruits.
- The concept of location.
- The human body.
- The importance of houses in sheltering people from the elements.
- The seasons of the year.
- Clothing.
- Colors.
- Animals.
- Family relationships.
- Christmas.

Contents covered in KAE 2 include:

- The third person singular form (*it is*) of the simple present tense of the verb *to be* in affirmative and interrogative forms.

- Definite and indefinite articles.
- Demonstratives: *this, that*.
- Colors: *blue, green, orange, red, yellow*.
- Cardinal numbers 1 to 8.
- Time with *o'clock*.
- Imperative sentences, interjections, and greetings.
- Questions with *How much . . . ?*, *What color . . . ?*, *What time . . . ?*
- Expressions: *Got you!*, *Here we are*, *Hurry up!*, *Let's go*, *Let's go back home*, *Let's go take a look*, *Let's take a dip*, *Look at . . .*, *Look out!*, *Oh, it's you!*, *Say cheese*, *Take a picture*, and *What a . . . !*

In this series, each lesson plan presents an educational objective and a specific objective to help the teacher better direct the learning process.

The term *Educational Objective* is used to refer to objectives which are abstract, theoretical, and ideal. These are long-term objectives which are part of the realm of human values and which cannot be directly evaluated or measured.

The term *Specific Objective* is used to refer to concrete short-term objectives. These are objectives which are practical and which can be evaluated by observing student performance.

It is of the utmost importance, however, to remember that true success depends, to a large extent, on placing the student in the proper level, as well as on the optimum use of the didactic material. Dedication and hard work on the part of the teacher are also fundamental.

Teacher's Material

Lesson Plan (LP)

Interactive Classroom Program (ICP)

Student's Material

Student's Book (SB)

BASIC INFORMATION

You need to be familiar with the CCLS Methodology for Levels 1 to 4.

If you haven't taught KAE 2 before, be sure you read the complete LP of a lesson before teaching it.

It is important that you correct errors in pronunciation, intonation, and stress to insure that your students are accurately imitating the speech of native speakers that is recorded for use in the classroom.

The following abbreviations and symbols are used in this LP:

S student or a student's name

S₁ a student


S₂ another student


P3X play the word group (WG) or word(s) three times

IRP individual repetition



CRP choral repetition

 point to/at

 zoom in

 zoom out

Note to teachers:

The symbol  indicates that the camera will zoom in on a certain part of the picture to illustrate a word or word group, which will be played. The symbol  indicates that the camera will zoom out to show the entire picture again.

This Lesson Plan (LP) contains the reproduction of the exercises in the Student's Book (SB) with the answers.

This series contains three Reviews: after Lessons 4, 7 and 10. In this LP, you will find the corresponding SB pages. The aim of these reviews is to have students practice for the exams.

In KAE 2, there are 125 new words.

ALL INSTRUCTIONS, QUESTIONS, EXPLANATIONS, ETC., CONTAINED IN THIS LP ARE TO BE TRANSLATED INTO THE STUDENTS' NATIVE LANGUAGE WITH THE EXCEPTION OF WORDS, EXPRESSIONS, AND STATEMENTS WHICH ARE UNDERLINED. THESE ARE TO BE SPOKEN IN ENGLISH AND **NOT** TRANSLATED INTO THE STUDENTS' NATIVE LANGUAGE.

TESTING INFORMATION

MIDTERM	FINAL
ORAL EXAM	ORAL EXAM