












II

Stick each picture in the space above the symbol that represents it.




-  A BOOK
-  A PENCIL
-  A BOX
-  A BALL
-  A TOY TRUCK


Lesson 1 – Activity II




Lesson 1 – Activity II




Lesson 1 – Activity II




Lesson 1 – Activity II




Lesson 1 – Activity II




Lesson 1 – Activity II




Lesson 3 – Activity II




Lesson 3 – Activity II




Lesson 3 – Activity II




Lesson 3 – Activity II



Lesson 4 – Activity II



Lesson 4 – Activity II



Lesson 4 – Activity II




Lesson 4 – Activity II




Lesson 4 – Activity II




Lesson 5 – Activity II




Lesson 5 – Activity II



Lesson 5 – Activity II



Lesson 5 – Activity II



Lesson 5 – Activity II

